

DEPARTMENT OF ANATOMY, L.T.M.M.C. & G.H., SION.

FIRST M.B.B.S. CBME Batch 2020-2021

Teaching Schedule for Abdomen-wall,ext genitaly/Gen surgery

| Week | Mode-batch-place | Competency No. | Alignment/ Integration | Topic-paper2- marks,1,2,5,10 | Teacher |
|--|-------------------------|----------------|------------------------|---|---------|
| Week 5 9.3.21 Tuesday 9.30 am | Lecture-All- Audi | 44.1,2,3,6 | Gen surgery | Abdo.Incisions, rectal sheath | Dr RR |
| 10.30am | VSGT | | | | |
| | H - DHS | 44.1,2,3,6 | Gen surgery | Antr abdo wall,Ext | Dr DNK |
| | B - DRI | 46.1,2,3 | Orthopedics | scutals Lumbar vertebrae,related joints | Dr RAG |
| | D - MUS | 53.1 | Radiology,Gen | Related radiology | Dr MGI |
| | F - HLS | 54.1 | n surgery | Hydroscle | Dr PMN |
| | G - HLN | 55.1,52.2 | Pathology,Pe | M-Testis, vas, epididymis | |
| | | 52.8 | diatrics | E-Ext genit male female | |
| 11.30am | VSGT | | | | |
| | G - DHS | 44.1,2,3,6 | Gen surgery | Antr abdo wall,Ext | HO |
| | A - DRI | 46.1,2,3 | Orthopedics | genitals Lumbar vertebrae,related joints | HO |
| | C - MUS | 53.1 | Radiology, | Related radiology | HO |
| | E - HLS | 54.1 | Gen surgery | Hydroscle | |
| | | 55.1,52.2 | Pathology,Pe | M-Testis, vas, epididymis | Dr MR |
| | F - HLN | 52.8 | diatrics | E-Ext genit male female | |
| 12.30 p.m. | ----- LUNCH BREAK ----- | | | | |
| 1.30 p.m., | VSGT | | | | |
| | F - DHS | 44.1,2,3,6 | Gen surgery | Antr abdo wall,Ext | Dr R |
| | H - DRI | 46.1,2,3 | Orthopedics | scutals Lumbar vertebrae,related joints | Dr M |
| | B - MUS | 53.1 | Radiology,Gen | Related radiology | Dr J |
| | D - HLS | 54.1 | n surgery | Hydroscle | Dr V |
| | | 55.1,52.2 | Pathology,Pe | M-Testis, vas, | |
| | | 52.8 | diatrics | E-Ext genit male n female | |
| 2.30p.m. | VSGT | | | | |
| | E - DHS | 44.1,2,3,6 | Gen surgery | Antr abdo wall,Ext | H |
| | G - DRI | 46.1,2,3 | Orthopedics | genitals Lumbar vertebrae,related joints | H |
| | A - MUS | 53.1 | Radiology,Gen | Related radiology | H |
| | | 54.1 | n surgery | Hydroscle | |
| | C - HLS | 55.1,52.2 | Pathology,Pe | M-Testis, vas, | Dr.A |
| | | 52.8 | diatrics | E-Ext genit male n female | |

J.S.Charamia,
-ordinator, 1 MBBS
ompuet by Dr JSC)

Dr V.V. Kulkarni,
Dr. D. N. Khedekar
Dr Motiram Khandsode
Associate Coordinators

Dr. M. Natarajan,
Professor and Head,
Department of Anatomy,
LTMMC & GH, Sion.

DEPARTMENT OF ANATOMY, L.T.M.M.C. & G.H., SION.
FIRST M.B.B.S. CBME Batch 2020-2021
Teaching Schedule for Inferior Extremity, General surgery/rev


| Thursday 18.2.21 | Mode-batch-place | Competency No. | Alignment /Integratio n | Topic-paper- marks,1,2,5,10 | Teach |
|----------------------------|------------------|---------------------|-------------------------------|-----------------------------------|---------|
| 9.30 am | Lecture-AI- Audi | 2,3,2,4,2,5,2, 6 | Orthopedics | Bone | DR VVK |
| 10.30am | VSGT | | | | |
| | E-DHS | 16 | General surgery | Postr thigh, gluteal | DR JSC |
| | G-DR1 | 14 | Orthopedics | Femur, patella | DR RRRK |
| | A-MUS | 20 | General surgery | Related radio, living, applied | DR RAG |
| | B-SH | 71 | Paeds/Obgy | H-Bone, cartilage | DR MAM |
| | C-HLS | 79 | | E-teen embryo | |
| 11.30am | VSGT | | | | |
| | D-DHS | 16 | General surgery | Postr thigh, gluteal | HO |
| | E-DHN | 14 | Orthopedics | Femur, patella | HO |
| | F-DR1 | 20 | General surgery | Related radio, living, applied | DR Ar |
| | G-DR2 | 71 | Paeds/Obgy | H-Bone, cartilage | DR MP |
| | H-MUS | 79 | | E-teen embryo | |
| | A-SH | | | | |
| | C-HLN | | | | |
| 12.30 p.m. to 1.30 p.m. | | | | | |
| 1.30 p.m. | VSGT | | | | |
| | C-DHS | 16 | General surgery | Postr thigh, gluteal | DR VVK |
| | D-DHN | 14 | Orthopedics | Femur, patella | DR DNK |
| | E-DR1 | 20 | General surgery | Related radio, living, applied | DR PMM |
| | F-DR2 | 71 | Paeds/Obgy | H-Bone, cartilage | DR MGL |
| | G-MUS | 79 | | E-teen embryo | |
| | H-SH | | | | |
| | A-HLS | | | | |
| 2.30p.m. | VSGT | | | | |
| | B-DHS | 16 | General surgery | Postr thigh, gluteal | HO |
| | C-DHN | 14 | Orthopedics | Femur, patella | HO |
| | D-DR1 | 20 | General surgery | Related radio, living, applied | DR Ar |
| | E-DR2 | 71 | Paeds/Obgy | H-Bone, cartilage | DR MP |
| | F-MUS | 79 | | E-teen embryo | |
| | G-SH | | | | |
| | A-HLN | | | | |
| | H-HLS | | | | |

----- LUNCH BREAK -----

Dr. JS Charania,
Co-ordinator, I MBBS
(Compuet by Dr JSC)

Dr V. V. Kulkarni,
Dr. D. N. Khedekar
Dr Motiram Khandode
Associate Coordinators

Dr. M. Natarajan,
Professor and Head,
Department of Anatomy,
LTMCMC & GH, Sion.



Handwritten signature: M. Natarajan

DEPARTMENT OF ANATOMY, L.T.M.M.C. & G.H., SION.
FIRST M.B.B.S. CBME Batch 2020-2021
Teaching Schedule for Inferior Extremity, General surgery

| Day | Time | Mode | Batch | Place | Competency No. | Alignment/ Integration | Topic/paper- marks, 1,2,5,10 | Teacher |
|-------------|--------------------------|---------|-------|-------|-----------------|---|------------------------------|----------|
| Monday | 9.20-10.30am | Lecture | All | Audi | 1-5 | Gen Surgery | Skin incisions- p2,1,2,5 | DR RUREK |
| Monday | 10.30am | VSGT | | | | | | |
| | | A-DHS | B-DHN | 15 | General surgery | Antr, med thigh | DR PMMM | |
| | | C-DRI | D-DR2 | 14 | Orthopedics | Hip bone, femur | DR MGL | |
| | | E-MUS | F-SH | 20 | General surgery | Related radio, living, apple | DR DNK | |
| | | G-HLS | H-HLN | 78,79 | Patho, OBGY | H-Skin-thick, thin, tendon E-gen embryo | DR MANN | |
| Monday | 10.30am | VSGT | | | | | | |
| | | H-DHS | A-DHN | 15 | General surgery | Antr, med thigh | HO1 | |
| | | B-DRI | C-DR2 | 14 | Orthopedics | Hip bone, femur | HO2 | |
| | | D-MUS | E-SH | 20 | General surgery | Related radio, living, apple | DR Arbo | |
| | | F-HLS | G-HLN | 78,79 | Patho, OBGY | H-Skin-thick, thin, tendon E-gen embryo | DRMRK | |
| LUNCH BREAK | | | | | | | | |
| Monday | 10.30 p.m. to 12.00 p.m. | VSGT | | | | | | |
| | | G-DHS | H-DHN | 15 | General surgery | Antr, med thigh | DR VVK | |
| | | A-DRI | B-DR2 | 14 | Orthopedics | Hip bone, femur | DR JSC | |
| | | C-MUS | D-SH | 20 | General surgery | Related radio, living, apple | DR RAG | |
| | | E-HLS | F-HLN | 78,79 | Patho, OBGY | H-Skin-thick, thin, tendon E-gen embryo | DR R | |
| Monday | 10.30 p.m. | VSGT | | | | | | |
| | | F-DHS | G-DHN | 15 | General surgery | Antr, med thigh | HO | |
| | | H-DRI | A-DR2 | 14 | Orthopedics | Hip bone, femur | HO | |
| | | B-MUS | C-SH | 20 | General surgery | Related radio, living, apple | DR | |
| | | D-HLS | E-HLN | 78,79 | Patho, OBGY | H-Skin-thick, thin, tendon E-gen embryo | DR | |

g date 18.1.2021, 10.30 am MN, JSC, VVK, DNK. This schedule is real time for virtual. Use of Mask compulsory. I distancing norms. Use sanitized.

Dr. J. S. Charania,
Co-ordinator, I MBBS
(Compuet by Dr JSC)

Dr. V. V. Kulkarni,
Dr. D. N. Khedekar
Dr. Motiram Khundode
Associate Coordinators

Dr. M. Natarajan,
Professor and Head,
Department of Anatomy,
LTMMC & GH, Sion.

02/02/21

DEPARTMENT OF ANATOMY, L.T.M.M.C. & G.H. SION.

FIRST M.B.B.S. CBME Batch 2020-2021

Teaching Schedule for Inferior Extremity, General Surgery

| Day | Mode-batch-place | Competency No. | Alignment / Integration | Topic-paper-marks, 1,2,5,10 | Teacher |
|------------------|-------------------|----------------|-------------------------|--------------------------------|---------|
| 10am | Lecture-Ail. Audi | 5,2 | Gen Surgery | Vessel p2,1,2,5 | DR MAM |
| | VSGT | | General surgery | Antr, med thigh | DR RAG |
| | E-DHS | 15 | Orthopedics | Hip bone, femur | DRVVK |
| | G-DR1 | 14 | General surgery | Related radio, living, applied | DR JSC |
| | A-MUS | 20 | Gen Surg | H-Skin-thick, thin, tendon | DR RRR |
| | C-HLS | 78,79 | Gen Surg | E-gen embryo | |
| | VSGT | 72 | Gen Surg | Antr, med thigh | H01 |
| | D-DHS | 15 | Orthopedics | Hip bone, femur | H02 |
| | F-DR1 | 14 | Gen Surg | Related radio, living, applied | DR Arbo |
| | H-MUS | 20 | Gen Surg | H-Skin-thick, thin, tendon | DRMRK |
| 10p.m. to 11p.m. | B-HLS | 72 | Gen Surg | E-gen embryo | |
| | LUNCH BREAK | | | | |
| | VSGT | | General surgery | Antr, med thigh | DR MAM |
| | C-DHS | 15 | Orthopedics | Hip bone, femur | DR PMM |
| | E-DR1 | 14 | Gen Surg | Related radio, living, applied | DR MGL |
| | G-MUS | 20 | Gen Surg | H-Skin-thick, thin, tendon | DR DNK |
| | A-HLS | 78,79 | Gen Surg | E-gen embryo | |
| | VSGT | 72 | Gen Surg | Antr, med thigh | DR DNK |
| | B-DHS | 15 | Orthopedics | Hip bone, femur | DR DNK |
| | D-DR1 | 14 | Gen Surg | Related radio, living, applied | DR DNK |
| 10p.m. | F-MUS | 20 | Gen Surg | H-Skin-thick, thin, tendon | DR DNK |
| | H-HLS | 78,79 | Gen Surg | E-gen embryo | |
| | VSGT | 72 | Gen Surg | Antr, med thigh | DR DNK |
| | B-DHS | 15 | Orthopedics | Hip bone, femur | DR DNK |
| | D-DR1 | 14 | Gen Surg | Related radio, living, applied | DR DNK |
| | F-MUS | 20 | Gen Surg | H-Skin-thick, thin, tendon | DR DNK |
| | H-HLS | 78,79 | Gen Surg | E-gen embryo | |
| | VSGT | 72 | Gen Surg | Antr, med thigh | DR DNK |
| | B-DHS | 15 | Orthopedics | Hip bone, femur | DR DNK |
| | D-DR1 | 14 | Gen Surg | Related radio, living, applied | DR DNK |

-Auditorium, DHS-Dissection hall south-cadaver, DHN-Dissection hall north-prosection, DR1-osteology, DR2-arthro

1.2, Mus-Museum-radiology, SH-Seminar hall-living anatomy, HLS- Histology lab-south-, HLN- Histology lab-nor

ces- A 1-25, B- 26-50, C- 51-75, D-76-100, E-101-125, F-126-150, G-151-175, H-176-200

Dr V.V. Kulkarni,
 Dr. D. N. Khedekar
 Dr Motiram Khandode
 Associate Coordinator

M. Natarajan,
 Professor and Head,
 Department of Anatomy,
 LTMMC & GH, Sion.

Handwritten signature

DEPARTMENT OF ANATOMY, L.T.M.M.C. & G.H., SION.
FIRST M.B.B.S. CBME Batch 2020-2021

Teaching Schedule for Inferior Extremity, General surgery rev

| Tuesday 23.2.2021 | Made-batch-place | Competency No. | Alignment/Integration | Topic-paper- marks,1,2,5,10 | Teacher |
|-------------------------------------|-------------------------|-------------------|-----------------------|--------------------------------|---------|
| 9.30 am | Lecture-A - Audi | 5,1,6,1 | General surgery | Lymphatic | DR DNK |
| 10.30am | VSGT | | | | |
| | A-DHS | 18 | General surgery | Antr,lateral leg | DR MGL |
| | B-DHN | 14 | Orthopedics | Tibia, fibula | DR MAM |
| | C-DR1 | 20 | General surgery | Related radio, living,applied | DR RRK |
| | D-DR2 | 78 | Patho,OBGY | H-Lymph node,artery,vein | DR PMMM |
| | E-MUS | 79 | | E-gen embryo | |
| | F-SH | 70 | | | |
| | G-HLN | | | | |
| 11.30am | VSGT | | | | |
| | H-DHS | 18 | General surgery | Antr,lateral leg | HO |
| | A-DHN | 14 | Orthopedics | Tibia, fibula | HO |
| | B-DR1 | 20 | General surgery | Related radio, living,applied | DR A |
| | C-DR2 | 78 | Patho,OBGY | H-Lymph node,artery,vein | DR M |
| | D-MUS | 79 | | E-gen embryo | |
| | E-SH | 70 | | | |
| | F-HLS | | | | |
| | G-HLN | | | | |
| 12.30 p.m. to 1.30 p.m., 1.30 p.m., | ----- LUNCH BREAK ----- | | | | |
| 2.30p.m. | VSGT | | | | |
| | G-DHS | 18 | General surgery | Antr,lateral leg | DR JS |
| | H-DHN | 14 | Orthopedics | Tibia, fibula | DR VVVI |
| | A-DR1 | 20 | General surgery | Related radio, living,applied | DR DN |
| | B-DR2 | 78 | Patho,OBGY | H-Lymph node,artery,vein | DR RA |
| | C-MUS | 79 | | E-gen embryo | |
| | D-SH | 70 | | | |
| | E-HLS | | | | |
| | F-HLN | | | | |
| 2.30p.m. | VSGT | | | | |
| | G-DHS | 18 | General surgery | Antr,lateral leg | |
| | H-DHN | 14 | Orthopedics | Tibia, fibula | |
| | A-DR1 | 20 | General surgery | Related radio, living,applied | |
| | B-DR2 | 78 | Patho,OBGY | H-Lymph node,artery,vein | |
| | C-MUS | 79 | | E-gen embryo | |
| | D-SH | 70 | | | |
| | E-HLS | | | | |
| | F-HLN | | | | |

Dr. J. S. Charania,
Co-ordinator, 1 MBBS
(CompuSet by Dr JSC)

Dr V.V. Kulkarni,
Dr. D. N. Khedekar
Dr Motiram Khandode
Associate Coordinators

Dr. M. Nishiguan,
Professor and Head,
Department of Anatomy,
LTMMC & GH, Sion.

Signature
23/02/2021

DEPARTMENT OF ANATOMY, L.T.M.M.C. & G.H., SION.
FIRST M.B.B.S. CBME Batch 2020-2021
Teaching Schedule for Inferior Extremity, General surgery Rev

| Tuesday 2.3.21 | Module-batch-place | Competency No. | Aligment of/Integ ration | Topic-paper- marks,1,2,5,10 | Trac |
|----------------------------|--------------------|------------------------|--------------------------------|---|--------|
| 9.30 am | Lecture-Ail- Audi | 17,2,17,3 18,6,18,7 | General surgery | Clinical anatomy of hip and knee joint | DR MC |
| 10.30am | VSGT | | | | |
| | A-DHS | 19 | General surgery | Postr comp leg,sole | DR DNK |
| | B-DHN | 14 | Orthopedics | Articulated foot,revision | DR PMM |
| | C-DR1 | 20 | General surgery | Related radiology, living,applied | DR JSC |
| | E-MUS | 79 | Patho,OMGY | H-spots E-limb dev | DR MAV |
| | G-HLS | spots | | | |
| 11.30am | VSGT | | | | |
| | H-DHS | 19 | General surgery | Postr comp leg,sole | H |
| | A-DHN | 14 | Orthopedics | Articulated foot,revision | H |
| | B-DR1 | 20 | General surgery | Related radiology, living,applied | DR |
| | D-MUS | 79 | Patho,OMGY | H-spots E-limb dev | DR |
| | F-HLS | spots | | | DR |
| 12.30 p.m. to 1.30 p.m. | | | | | |
| 1.30 p.m., | VSGT | | | | |
| | G-DHS | 19 | General surgery | Postr comp leg,sole | DR RA |
| | H-DHN | 14 | Orthopedics | Articulated foot,revision | DR VV |
| | A-DR1 | 20 | General surgery | Related radiology, living,applied | DR MG |
| | C-MUS | 79 | Patho,OMGY | H-spots E-limb dev | DR RA |
| | D-SH | spots | | | |
| | E-HLS | | | | |
| 2.30p.m. | VSGT | | | | |
| | F-DHS | 19 | General surgery | Postr comp leg,sole | |
| | G-DHN | 14 | Orthopedics | Articulated foot,revision | |
| | H-DR1 | 20 | General surgery | Related radiology, living,applied | D |
| | A-DR2 | 79 | Patho,OMGY | H-spots E-limb dev | D |
| | B-MUS | spots | | | |
| | C-SH | | | | |
| | D-HLS | | | | |
| | E-HLN | | | | |

----- LUNCH BREAK -----

Dr. J. S. Charamia,
Co-ordinator, 1 MBBS
(Compusct by Dr JSC)

Dr. V. V. Kulkarni,
Dr. D. N. Khedekar
Dr. Motiram Khandode
Associate Coordinators


Dr. M. Vaidyanathan,
Professor and Head,
Department of Anatomy,
LTMCMC & GH, Sion.


36/02/2021

DEPARTMENT OF ANATOMY, L.T.M.M.C. & G.H., BION.
 FIRST MBBS, CBME Batch 2020-2021
 Teaching Schedule for Inferior Extremity, General surgery/rev

| Tuesday 16.2.2021 | Module/Topic/Place | Competency No. | Alignment with rationale | Topic paper marks, I, II, III | Teacher |
|---|--------------------|-------------------|--------------------------------|-------------------------------------|---------|
| 9.30 am | Lecture all-amb | 1,2,3,1,2,3 | Orthopaedic diat | 10am | DR/DG |
| 10.30am | VSGT, body prone | | | | |
| | A-DHS | 16 | General surgery | Poste thigh, glenoid | DR DHEK |
| | B-DHN | 14 | Orthopaedics | Femur, patella | DR MAM |
| | C-DRI | 20 | General surgery | Related radio, hyaline articular | DR PAM |
| | E-MUS | 71 | Orthopaedics | H-Bone, cartilage | DR MGL |
| | F-SH | 79 | Pathology | E-ant embryo | |
| | G-HLN | | | | |
| 11.30am | VSGT | | | | |
| | H-DHS | 16 | General surgery | Poste thigh, glenoid | HOI |
| | A-DHN | 14 | Orthopaedics | Femur, patella | HOI |
| | B-DRI | 20 | General surgery | Related radio, hyaline articular | DR Arba |
| | D-MUS | 71 | Orthopaedics | H-Bone, cartilage | DR MRK |
| | E-SH | 79 | Pathology | E-ant embryo | |
| | F-HLS | | | | |
| | G-HLN | | | | |
| 12.30 p.m. to 1.20 p.m. 1.30 p.m. | VSGT | | | | |
| | H-DHS | 16 | General surgery | Poste thigh, glenoid | DR IRUK |
| | A-DRI | 14 | Orthopaedics | Femur, patella | DR RAG |
| | B-DRI | 20 | General surgery | Related radio, hyaline articular | DR VVK |
| | C-MUS | 71 | Orthopaedics | H-Bone, cartilage | DR JSC |
| | D-SH | 79 | Pathology | E-ant embryo | |
| | E-HLN | | | | |
| 2.30 p.m. | VSGT | | | | |
| | F-DHS | 16 | General surgery | Poste thigh, glenoid | HOI |
| | G-DHN | 14 | Orthopaedics | Femur, patella | HOI |
| | H-DRI | 20 | General surgery | Related radio, hyaline articular | DR / |
| | A-DRI | 71 | Orthopaedics | Femur, patella | DR / |
| | B-MUS | 79 | Pathology | Related radio, hyaline articular | DR / |
| | C-SH | | | | DR / |
| | D-HLS | | | | DR / |
| | E-HLN | | | | DR / |

----- LUNCH BREAK -----


 Dr. J.S. Charania,
 Co-ordinator, I MBBS
 (CompuSet by Dr JSC)


 Dr. V.V. Kulkarni,
 Dr. D. N. Khedekar
 Dr Motiram Khandekar
 Associate Coordinator




Dr. M. Natarajan,
 Professor and Head,
 Department of Anatomy,
 LTMMC & GH, Sion.



 50/02/2021

DEPARTMENT OF ANATOMY, L.T.M.M.C. & G.H., SION,
 FIRST M.B.B.S. CBME Batch 2020-2021
 Teaching Schedule for Inferior Extremity, General surgery Rev

| Day | Time | Mode | Batch | Place | Competency No. | Aligned syllabus | Topic | marks | Teacher |
|-----|-------------------------|---------|-------|-------|-----------------------|------------------|-----------------------------------|---------|---------|
| 021 | 9.30 am | Lecture | All | Audi | 19,2 to 19,7,20,1,4,5 | General surgery | Chemical anatomy of lower limb | DR PMM | |
| | 10.30am | VSGT | | | | | | | |
| | | E-DHS | F-DHN | | 19 | General surgery | Postr comp leg, sole | DR VVK | |
| | | G-DR1 | H-DR2 | | 14 | Orthopedics | Articulated foot, revision | Dr BRR | |
| | | A-MUS | B-SH | | 20 | General surgery | Related radiology, living applied | DR RAG | |
| | | C-HLS | D-HLN | | 79 | Patho, ORGT | H-spots E-limb dev | DR JSC | |
| | 11.30am | VSGT | | | | | | | |
| | | D-DHS | E-DHN | | 19 | General surgery | Postr comp leg, sole | HO1 | |
| | | F-DR1 | G-DR2 | | 14 | Orthopedics | Articulated foot, revision | HO2 | |
| | | H-MUS | A-SH | | 20 | General surgery | Related radiology, living applied | DR Arbo | |
| | | B-HLS | C-HLN | | 79 | Patho, ORGT | H-spots E-limb dev | DR MRK | |
| | 12.30 p.m. to 1.30 p.m. | | | | | | | | |
| | 1.30 p.m. | VSGT | | | | | | | |
| | | C-DHS | D-DHN | | 19 | General surgery | Postr comp leg, sole | DR MAN | |
| | | E-DR1 | F-DR2 | | 14 | Orthopedics | Articulated foot, revision | DR DNK | |
| | | G-MUS | H-SH | | 20 | General surgery | Related radiology, living applied | DR PMM | |
| | | A-HLS | B-HLN | | 79 | Patho, ORGT | H-spots E-limb dev | DR MGL | |
| | 2.30p.m. | VSGT | | | | | | | |
| | | B-DHS | C-DHN | | 19 | General surgery | Postr comp leg, sole | HO | |
| | | D-DR1 | E-DR2 | | 14 | Orthopedics | Articulated foot, revision | HO | |
| | | F-MUS | G-SH | | 20 | General surgery | Related radiology, living applied | DR A | |
| | | H-HLS | A-HLN | | 79 | Patho, ORGT | H-spots E-limb dev | DR M | |

--- LUNCH BREAK ---


 Dr. J.S. Charania,
 Co-ordinator, 1 MBBS
 (CompuSet by Dr JSC)


 Dr V.V. Kulkarni,
 Dr. D. N. Khedekar
 Dr Motiram Khandode
 Associate Coordinators



 Dr. M. Natarajan,
 Professor and Head,
 Department of Anatomy,
 LTMCMC & GH, Sion.

DEPARTMENT OF ANATOMY, L.T.M.M.C. & G.H.S. SION
 FIRST M.B.B.S. CBME Batch 2020-2021
 Teaching Schedule for Inferior Extremity, General surgery

| Thursday 18.1.21 | Topic-paper- marks, 1,2,5,10 | Teacher |
|---------------------------|-----------------------------------|----------|
| 9.30 am | Bone | DR.VVK |
| 10.30am | Postr thigh, gluteal | DR.JSC |
| | Femur, patella | DR. RIKK |
| | Related radio, living, applied | DR RAG |
| | H-Bone, cartilage | DR MAM |
| | E-gen embryo | |
| 1.30am | Postr thigh, gluteal | HOI |
| | Femur, patella | HOI |
| | Related radio, living, applied | DR A |
| | H-Bone, cartilage | DR M |
| | E-gen embryo | |
| LUNCH BREAK | | |
| 3.30 p.m. to 5.30 p.m. | Postr thigh, gluteal | DR.VVK |
| | Femur, patella | DR DNK |
| | Related radio, living, applied | DR PMN |
| | H-Bone, cartilage | DR MGL |
| | E-gen embryo | |
| 8.30 p.m. | Postr thigh, gluteal | |
| | Femur, patella | |
| | Related radio, living, applied | |
| | H-Bone, cartilage | |
| | E-gen embryo | |

Dr. J. Charania,
 Co-ordinator, 1 MBBS
 (Compuet by Dr JSC)

Dr V.V. Kulkarni,
 Dr. D. N. Khedekar
 Dr Motiram Khandode
 Associate Coordinators



So/02/21

DEPARTMENT OF ANATOMY, L.T.M.M.C. & G.H., SION.

FIRST M.B.B.S. CBME Batch 2020-2021

Teaching Schedule for Inferior Extremity, General surgery/rev

| Day | Time | Module/Topic/Place | Computer C.No. | Alignment/Integration | Topic paper-marks, 1,2,5,10 | Teacher | |
|--------|---------|--------------------|----------------|-----------------------|---|---|--------|
| Monday | 9.30 am | Lecture-AIP- Avid | 6,7,6,3 | General surgery | Lymphatics | DR RAG | |
| | | VSGT | | General surgery | Antr,lateral leg | DR. RRK | |
| | 10am | E-DHS | F-DHN | 18 | Orthopedics | Tibia, fibula | DR JSC |
| | | | H-DR2 | 14 | General surgery | Related radio, living, applied | DR VVK |
| | | G-DR1 | B-SH | 20 | Patho,OBGY | H-Lymph node, artery, vein E-gen embryo | DRDNK |
| | | | A-MUS | 78 | | | |
| | | C-HLS | D-HLN | 79 | | | |
| | | | VSGT | 70 | | | |
| | | | D-DHS | 18 | General surgery | Antr,lateral leg | HO1 |
| | | | F-DR1 | 14 | Orthopedics | Tibia, fibula | HO2 |
| 11am | H-MUS | A-SH | 20 | General surgery | Related radio, living, applied | DR. A | |
| | | B-HLS | 78 | Patho,OBGY | H-Lymph node, artery, vein E-gen embryo | DR. M | |
| | VSGT | E-DHN | 79 | | | | |
| | | G-DR2 | 70 | | | | |

LUNCH BREAK

| | | | | | | | | | |
|------------------|------|-----------|-------|-------|-----------------|--------------------------------|-----------------|---|--|
| 1.30 to 3.0 p.m. | VSGT | C-DHS | D-DHN | 18 | General surgery | Antr,lateral leg | DR. PMM | | |
| | | | F-DR2 | 14 | Orthopedics | Tibia, fibula | DR MGL | | |
| | | E-DR1 | H-SH | 20 | General surgery | Related radio, living, applied | DR MA | | |
| | | | G-MUS | 78 | Patho,OBGY | H-Lymph node, artery, vein | DR. R | | |
| | | A-HLS | B-HLN | 79 | | | | | |
| | | | VSGT | 70 | | | | | |
| | | | B-DHS | 18 | General surgery | Antr,lateral leg | | | |
| | | | D-DR1 | 14 | Orthopedics | Tibia, fibula | | | |
| | | 3.30 p.m. | VSGT | F-MUS | G-SH | 20 | General surgery | Related radio, living, applied | |
| | | | | | A-HLN | 78 | Patho,OBGY | H-Lymph node, artery, vein E-gen embryo | |
| H-HLS | | | | 79 | | | | | |
| | | | | 70 | | | | | |

Dr. J. Scharania,
Co-ordinator, I MBBS
(CompuSet by Dr JSC)

Dr V.V. Kulkarni,
Dr. D. N. Khedekar
Dr Motiram Khandode
Associate Coordinators

Dr. M. Natarajan,
Professor and Head,
Department of Anatomy,
LTMCMC & GH, Sion.

66/02/2021

DEPARTMENT OF ANATOMY, L.T.M.M.C. & G.H., SION.
 FIRST M.B.B.S. CBME Batch 2020-2021
 Teaching Schedule for Abdomen-Kidney,Ureter,Bladder/Urology

| Time | Mode-batch-place | Competency No. | Alignment/Integration | Topic-paper2-marks,1,2,5,10 | Teacher |
|----------|-------------------|----------------|------------------------|--|---------|
| 8-10 am | Lecture-All- Audi | 45.1,3 | Gen surgery | Posterior abdominal wall | Dr MGL |
| 10am | VSGT | | | | |
| | H-DHS | 45.1,2,3 | Gen surgery | Kidney,Ureter,Urinary bladder | Dr JSC |
| | B-DR1 | 47.5 | Orthopedics | Female pelvis,related joints | Dr PMM |
| | D-MUS | 54.2 | Radiology, Gen surgery | Related radiologyCongenital abn of kidneys | Dr DNK |
| | F-HLS | 54.3 | Pathology, pediatrics | M-Kidney,Suprarenal,spleen E- Urinary dev | Dr RAG |
| | G-HLN | 52.1,2 | | | |
| | F-HLN | 52.7 | | | |
| 10-11 am | VSGT | | | | |
| | G-DHS | 45.1,2,3 | Gen surgery | Kidney,Ureter,Urinary bladder | HO |
| | A-DR1 | 47.5 | Orthopedics | Female pelvis,related joints | HO |
| | C-MUS | 54.2 | Radiology, Gen surgery | Related radiologyCongenital abn of kidneys | HO |
| | E-HLS | 54.3 | Pathology, pediatrics | M-Kidney,Suprarenal,spleen E- Urinary dev | Dr MRK |
| 11-12 pm | VSGT | | | | |
| | F-DHS | 45.1,2,3 | Gen surgery | Kidney,Ureter,Urinary bladder | Dr MGL |
| | H-DR1 | 47.5 | Orthopedics | Female pelvis,related joints | Dr VVK |
| | B-MUS | 54.2 | Radiology, Gen surgery | Related radiologyCongenital abn of kidneys | Dr RRK |
| | D-HLS | 54.3 | Pathology, pediatrics | M-Kidney,Suprarenal,spleen E- Urinary dev | Dr MAM |
| | E-HLN | 52.1,2 | | | |
| | D-HLN | 52.7 | | | |
| 12-1 pm | VSGT | | | | |
| | E-DHS | 45.1,2,3 | Gen surgery | Kidney,Ureter,Urinary bladder | HC |
| | G-DR1 | 47.5 | Orthopedics | Female pelvis,related joints | HC |
| | A-MUS | 54.2 | Radiology, Gen surgery | Related radiologyCongenital abn of kidneys | HC |
| | C-HLS | 54.3 | Pathology, pediatrics | M-Kidney,Suprarenal,spleen E- Urinary dev | Dr AR |
| | D-HLN | 52.1,2 | | | |
| | D-HLN | 52.7 | | | |

----- LUNCH BREAK -----

WVU
 Dr V.V. Kulkarni, *Dr*
 Dr. D. N. Khedekar
 Dr Motiram Khandode *Dr*
 Associate Coordinators

Dr
 Dr. M. Natarajiah,
 Professor and Head,
 Department of Anatomy,
 LTMMC & GH, Sion.

Dr. J.S. Charania,
 Co-ordinator, I MBBS
 (CompuSet by Dr JSC)

03/07/2021

DEPARTMENT OF ANATOMY, L.T.M.M.C. & G.H., SION.
FIRST M.B.B.S. CBME Batch 2020-2021
Teaching Schedule for Abdomen-GIT/ GI surgery

| Week | Mode | batch | place | Competency No. | Alignment/ Integration | Topic | marks | Teacher | |
|-------------------------------|---------|-----------|--|------------------|------------------------|--|--------------|---------|--------|
| Week 6 18.3.21 Thursday | Lecture | All- Audi | | 47.1,2,3,4,6 | Gen surgery | Peritoneum, vagotomy, ascites | | Dr JSC | |
| | | VSGT | | | | | | | |
| | | H - DHS | A - DHN | | | Peritoneum, Stomach, Duo, SI, LI | Dr MGL | | |
| | | B - DRI | C - DR2 | | | Sacrum, Related arthrology | | | Dr PMM |
| | | D - MUS | E - SH | | | Related radio n living- Appendicitis | | | |
| | | F - HLS | G - HLN | | | M-stomach fundus, duodenum, large intestine Embryo-GI dev | | | Dr RAG |
| VSGT | | | | | | | | | |
| 1.30am | VSGT | | | 47.1,2,3,4,7,4,6 | Gen surgery | Peritoneum, Stomach, Duo, SI, LI | | HO | |
| | G - DHS | H - DHN | Sacrum, Related arthrology | | | HO | | | |
| | A - DRI | B - DR2 | | | | | | | |
| | C - MUS | D - SH | Related radio n living- Appendicitis | | | HO | | | |
| | E - HLS | F - HLN | M-stomach fundus, duodenum, large intestine Embryo-GI dev | | | | Dr Arboodhin | | |
| | VSGT | | | | | | | | |
| ----- LUNCH BREAK ----- | | | | | | | | | |
| 3.30 p.m. | VSGT | | | 47.1,2,3,4,7,4,6 | Gen surgery | Peritoneum, Stomach, Duo, SI, LI | | Dr VVK | |
| | F - DHS | G - DHN | Sacrum, Related arthrology | | | Dr JSC | | | |
| | H - DRI | A - DR2 | | | | | | | |
| | B - MUS | C - SH | Related radio n living- Appendicitis | | | Dr RRK | | | |
| | D - HLS | E - HLN | M-stomach fundus, duodenum, large intestine Embryo-GI dev | | | | Dr MAM | | |
| | VSGT | | | | | | | | |
| 1.30 p.m. | VSGT | | | 47.1,2,3,4,7,4,6 | Gen surgery | Peritoneum, Stomach, Duo, SI, LI | | HO | |
| | E - DHS | F - DHN | Sacrum, Related arthrology | | | HO | | | |
| | G - DRI | H - DR2 | | | | | | | |
| | A - MUS | B - SH | Related radio n living- Appendicitis | | | HO | | | |
| | C - HLS | D - HLN | M-stomach fundus, duodenum, large intestine Embryo-GI dev | | | | Dr Arboodhin | | |
| | VSGT | | | | | | | | |

Dr. J.S. Charania,
Co-ordinator, I MBBS
(Compuset by Dr JSC)

Dr V.V. Kulkarni,
Dr. D. N. Khedekar
Dr Motiram Khandode
Associate Coordinators

Dr. M. Natarajan,
Professor and Head,
Department of Anatomy,
LTMCM & GH Sion.

(Handwritten signature and initials)

DEPARTMENT OF ANATOMY, L.T.M.M.C. & G.H., SION.

FIRST M.B.B.S. CBME Batch 2020-2021

Teaching Schedule for Abdomen-Kidney,Ureter,Bladder/Urology

| S. No. | Mode-batch-place | Competency No. | Alignment/ Integration | Topic-paper2-marks,1,2,5,10 | Teacher |
|-------------------------|-------------------|----------------|------------------------|---|--------------|
| 1 | Lecture-All- Audi | 47.6 | Gen surgery | Radiating pain of kidney,diaphragm,diaphragmatic hernia | Dr PMM |
| | VSGT | | | | |
| | D -DHS | 45.1,2,3 | Gen surgery | Kidney,Ureter,Urinary bladder | Dr MAM |
| | F -DRI | 47.5 | Orthopedics | Female pelvis,related joints | Dr JSC |
| | H -MUS | 54.2 | Radiology, Gen surgery | Related radiology | Dr VVK |
| 2 | B -HLS | 54.3 | Pathology, Pediatrics | Congenital abn. of kidneys | Dr RRK |
| | VSGT | 52.1,2 | | M-Kidney,Suprarenal,spleen | |
| | C -DHS | 52.7 | | E- Urinary_dev | |
| | E -DRI | 45.1,2,3 | Gen surgery | Kidney,Ureter,Urinary bladder | HO |
| | G -MUS | 47.5 | Orthopedics | Female pelvis,related joints | HO |
| 3 | A -HLS | 54.2 | Radiology, Gen surgery | Related radiology | HO |
| | VSGT | 54.3 | | Congenital abn. of kidneys | |
| | B -DHN | 52.1,2 | Pathology, Pediatrics | M-Kidney,Suprarenal,spleen | Dr Arbooddin |
| | F -DR2 | 52.7 | | E- Urinary_dev | |
| | H -SH | | | | |
| ----- LUNCH BREAK ----- | | | | | |
| 4 | VSGT | | | | |
| | B -DHS | 45.1,2,3 | Gen surgery | Kidney,Ureter,Urinary bladder | Dr RAG |
| | D -DRI | 47.5 | Orthopedics | Female pelvis,related joints | Dr MGL |
| | F -MUS | 54.2 | Radiology, Gen surgery | Related radiology | Dr PMM |
| | H -HLS | 54.3 | Pathology, Pediatrics | Congenital abn. of kidneys | Dr DNK |
| 5 | VSGT | 52.1,2 | | M-Kidney,Suprarenal,spleen | |
| | A -DHS | 52.7 | | E- Urinary_dev | |
| | B -DHN | 45.1,2,3 | Gen surgery | Kidney,Ureter,Urinary bladder | HO |
| | D -DR2 | 47.5 | Orthopedics | Female pelvis,related joints | HO |
| | F -SH | 54.2 | Radiology, Gen surgery | Related radiology | HO |
| 6 | G -HLS | 54.3 | Pathology, Pediatrics | Congenital abn. of kidneys | Dr MRK |
| | VSGT | | | | |
| | A -DHS | 45.1,2,3 | Gen surgery | Kidney,Ureter,Urinary bladder | HO |
| | C -DRI | 47.5 | Orthopedics | Female pelvis,related joints | HO |
| | E -MUS | 54.2 | Radiology, Gen surgery | Related radiology | HO |
| 7 | H -HLS | 54.3 | Pathology, Pediatrics | Congenital abn. of kidneys | Dr MRK |
| | VSGT | 52.1,2 | | M-Kidney,Suprarenal,spleen | |
| | B -DHN | 52.7 | | E- Urinary_dev | |
| | D -DR2 | | | | |
| | F -SH | | | | |
| 8 | G -HLS | | | | |
| | VSGT | | | | |
| | A -DHS | | | | |
| | C -DRI | | | | |
| | E -MUS | | | | |

Dr. J.S. Charania,
Co-ordinator, I MBBS
CompuSet by Dr JSC)

V.V.V.
Dr V.V. Kulkarni, *Dr*
Dr. D. N. Khedekar
Dr Motiram Khandode
Associate Coordinators

Dr. M. Natarajan,
Professor and Head,
Department of Anatomy,
LTMCMC & GH, Sion.

Handwritten signature
14/5/20

DEPARTMENT OF ANATOMY, L.T.M.M.C. & G.H., SION.

FIRST M.B.B.S. CBME Batch 2020-2021

Teaching schedule for Abdomen-GIT/GI surgery

| Sl. No. | Mode-batch-place | Competency No. | Alignment/ Integration | Topic-paper,marks,1,2,5,10 | Teacher |
|---------|-------------------|-----------------|------------------------|---|--------------|
| 1 | Lecture-AII- Audi | 47.6 | Gen surgery | Lymph spread in Ca stomach | Dr VVK |
| 2 | VSGT | | | | |
| 3 | D-DHS | 47.1,2,3,47.4,6 | Gen surgery | Peritoneum,Stomach,Duo,SI,LI | DrMAM |
| 4 | E-DHN | 52.1 | Orthopedics | Sacrum,Related arthrology | Dr JSC |
| 5 | F-DR2 | 53.1 | Radiology,Ge | Related radio n living-Appendicitis | Dr PMM |
| 6 | A -SH | 54.2 | Gen surgery | M-stomach fundus,duodenum,large intestine | DR RRR |
| 7 | C-HLN | 55.1 | Pathology,Pe diatrics | Embryo-GI dev | |
| 8 | VSGT | | | | |
| 9 | C-DHS | 47.1,2,3,47.4,6 | Gen surgery | Peritoneum,Stomach,Duo,SI,LI | HO |
| 10 | D-DHN | 52.1 | Orthopedics | Sacrum,Related arthrology | HO |
| 11 | F-DR2 | 53.1 | Radiology,Ge | Related radio n living-Appendicitis | HO |
| 12 | H-SH | 54.2 | Gen surgery | M-stomach fundus,duodenum,large intestine | Dr Arbodding |
| 13 | A -HLS | 55.1 | Pathology,Pe diatrics | Embryo-GI dev | |

----- LUNCH BREAK -----

| Sl. No. | Mode-batch-place | Competency No. | Alignment/ Integration | Topic-paper,marks,1,2,5,10 | Teacher |
|---------|------------------|-----------------|------------------------|---|---------|
| 14 | VSGT | | | | |
| 15 | B-DHS | 47.1,2,3,47.4,6 | Gen surgery | Peritoneum,Stomach,Duo,SI,LI | DrRAG |
| 16 | C-DHN | 52.1 | Orthopedics | Sacrum,Related arthrology | Dr MGL |
| 17 | E-DR2 | 53.1 | Radiology,G | Related radio n living-Appendicitis | Dr VVK |
| 18 | F-MUS | 54.2 | Gen surgery | M-stomach fundus,duodenum,large intestine | DR DNK |
| 19 | G-SH | 55.1 | Pathology,P ediatrics | Embryo-GI dev | |
| 20 | H-HLS | | | | |
| 21 | A-HLN | | | | |
| 22 | VSGT | | | | |
| 23 | A-DHS | 47.1,2,3,47.4,6 | Gen surgery | Peritoneum,Stomach,Duo,SI,LI | HO |
| 24 | B-DHN | 52.1 | Orthopedics | Sacrum,Related arthrology | HO |
| 25 | C-DR2 | 53.1 | Radiology,G | Related radio n living-Appendicitis | HO |
| 26 | D-DR2 | 54.2 | Gen surgery | M-stomach fundus,duodenum,large intestine | Dr MRK |
| 27 | E-MUS | 55.1 | Pathology,P ediatrics | Embryo-GI dev | |
| 28 | F-SH | | | | |
| 29 | H-HLN | | | | |

Dr. J.S. Charania,
Co-ordinator, 1 MBBS
CompuSet by Dr JSC)

Dr V. V. Kulkarni,
Dr. D. N. Khedekar
Dr Motiram Khandode
Associate Coordinators

Dr. M. Natarajan,
Professor and Head,
Department of Anatomy,
LTMCM & GH, Sion.

03/03/2021

DEPARTMENT OF ANATOMY, L.T.M.M.C. & G.H., SION,
FIRST M.B.B.S. CBME Batch 2020-2021

Teaching Schedule for Abdomen-Hepatobiliary-pancreatic,spleen/GI surgery

| Sl. No. | Mode | batch-place | Competency No. | Alignment/ Integration | Topic-paper,marks,1,2,5,10 | Teacher |
|---------|---------|-------------|----------------|--------------------------|---|---------|
| 1 | Lecture | A-B-Audi | 47.4.6 | Gen surgery | Liver biopsy, cholecystitis Obstr jaundice,calots triangle | Dr DNK |
| 2 | VSGT | | | | | |
| 3 | H - DHS | A -DHIN | 47.5 | Gen surgery | Liver,Gall bladder,Spleen,Pancreas, | Dr PRK |
| 4 | B -DRI | C -DR2 | 53.2 | Orthopedics | Male pelvis,related joints | Dr DRAG |
| 5 | D -MUS | E -SH | 54.2 | Radiology, gen surg | Related radiologyCholecystitis,applied anat | Dr MGL |
| 6 | F -HLS | G -HLN | 54.3 | Pathology, pediatrics | M-Liver,GB,Pancreas E-Hepatobiliary dev | Dr PMM |
| 7 | VSGT | | | | | |
| 8 | G -DHS | H -DHIN | 47.5 | Gen surgery | Liver,Gall bladder,Spleen,Pancreas, | HO |
| 9 | A -DRI | B -DR2 | 53.2 | Orthopedics | Male pelvis,related joints | HO |
| 10 | C -MUS | D -SH | 54.2 | Radiology, gen surg | Related radiologyCholecystitis,applied anat | HO |
| 11 | E -HLS | F -HLN | 54.3 | Pathology, pediatrics | M-Liver,GB,Pancreas E-Hepatobiliary dev | Dr MRK |
| 12 | | | 52.1 | | | |
| 13 | | | 52.6 | | | |

----- LUNCH BREAK -----

| Sl. No. | Mode | batch-place | Competency No. | Alignment/ Integration | Topic-paper,marks,1,2,5,10 | Teacher |
|---------|--------|-------------|----------------|--------------------------|--|--------------|
| 14 | VSGT | | | | | |
| 15 | F -DHS | G -DHIN | 47.5 | Gen surgery | Liver,Gall bladder,Spleen,Pancreas, | Dr DNK |
| 16 | H -DRI | A -DR2 | 53.2 | Orthopedics | Male pelvis,related joints | DrMAM |
| 17 | B -MUS | C -SH | 53.3 | Radiology, gen surg | Related radiologyCholecystitis,applied anat | Dr JSC |
| 18 | D -HLS | E -HLN | 54.2 | Pathology, pediatrics | M-Liver,GB,Pancreas E-Hepatobiliary dev | Dr VVK |
| 19 | VSGT | | | | | |
| 20 | E -DHS | F -DHIN | 47.5 | Gen surgery | Liver,Gall bladder,Spleen,Pancreas, | HO |
| 21 | G -DRI | H -DR2 | 53.2 | Orthopedics | Male pelvis,related joints | HO |
| 22 | A -MUS | B -SH | 53.3 | Radiology, gen surg | Related radiologyCholecystitis,applied anat | HO |
| 23 | C -HLS | D -HLN | 54.2 | Pathology, pediatrics | M-Liver,GB,Pancreas E-Hepatobiliary dev | Dr Arboodhin |
| 24 | | | 54.3 | | | |
| 25 | | | 52.1 | | | |
| 26 | | | 52.6 | | | |

J.S.Charania,
Coordinator, 1 MBBS
counsel by Dr JSC)

Handwritten initials

Dr V.V. Kulkarni,
Dr. D. N. Khedekar
Dr Motiram Khandode
Associate Coordinators

Handwritten initials

Dr. M. Natarajan
Professor and Head,
Department of Anatomy,
LTMMC & GH, Sion.

Handwritten signature and date
03/04/21

DEPARTMENT OF ANATOMY, LT.M.M.C. & G.H., SION.
FIRST M.B.B.S. CBME Batch 2020-2021
Teaching Schedule for Abdomen-wall, ext genitaly/Gen surgery

| Week & Date | Mode | Batch/Place | Competency No. | Alignment/Integration | Topic/paper-1 marks, 1,2,5,10 | Teacher | |
|------------------------------|---------|-------------------|------------------------|------------------------|---|---|--------|
| Week 6 16.3.21 Tuesday | 9.30 am | Lecture-Ali- Audi | 44.1,41.5 | Gen surgery | Inguinal hernia, varicocele | Dr MAM | |
| | | VSGT | D -DHS | 44.1,2,3,6 46.1,2,3 | Gen surgery | Anter abdo wall, Ext scrotalis | Dr VVK |
| | | | F -DRI | 53.1 | Orthopedics | Lumbar vertebro-riatal joints | |
| | | | H -MUS | 54.1 | Radiology, Gen surgery | Related radiology Hydroscalc | Dr BAK |
| | | | B -HLS | 55.1,52.2 52.8 | Pathology, Pediatrics | M-Testis, vas, epididymis E-Ext post male female | |
| 11.30am | VSGT | C -DHS | 44.1,2,3,6 46.1,2,3 | Gen surgery | Anter abdo wall, Ext scrotalis | HO | |
| | | E -DRI | 53.1 | Orthopedics | Lumbar vertebro-riatal joints | | |
| | | G -MUS | 54.1 | Radiology, Gen surgery | Related radiology Hydroscalc | HO | |
| | | A -HLS | 55.1,52.2 52.8 | Pathology, Pediatrics | M-Testis, vas, epididymis E-Ext post male female | | |
| | | LUNCH BREAK | | | | | |
| 1.30 p.m. | VSGT | B -DHS | 44.1,2,3,6 46.1,2,3 | Gen surgery | Anter abdo wall, Ext scrotalis | Dr PMM | |
| | | D -DRI | 53.1 | Orthopedics | Lumbar vertebro-riatal joints | | |
| | | F -MUS | 54.1 | Radiology, Gen surgery | Related radiology Hydroscalc | Dr DDK | |
| | | H -HLS | 55.1,52.2 52.8 | Pathology, Pediatrics | M-Testis, vas, epididymis E-Ext post male female | | |
| | | LUNCH BREAK | | | | | |
| 2.30 p.m. | VSGT | A -DHS | 44.1,2,3,6 46.1,2,3 | Gen surgery | Anter abdo wall, Ext scrotalis | HO | |
| | | C -DRI | 53.1 | Orthopedics | Lumbar vertebro-riatal joints | | |
| | | E -MUS | 54.1 | Radiology, Gen surgery | Related radiology Hydroscalc | HO | |
| | | G -HLS | 55.1,52.2 52.8 | Pathology, Pediatrics | M-Testis, vas, epididymis E-Ext post male female | | |
| | | LUNCH BREAK | | | | | |

Dr. J.S. Charania,
Co-ordinator, I MBBS
(CompuSet by Dr JSC)

Dr V.V. Kulkarni,
Dr. D. N. Khedekar
Dr Motiram Khandodekar
Associate Coordinators

Dr. M. Natarajan,
Professor and Head,
Department of Anatomy,
LTMMC & GH, Sion

Handwritten signatures and notes:
 [Signature]
 [Signature]
 [Signature]

DEPARTMENT OF ANATOMY, L.T.M.M.C. & G.H., SION.

FIRST M.B.B.S. CBME Batch 2020-2021

Teaching Schedule for Abdomen, Hepatobiliary-pancreas, spleen/GI surgery

| Week & Date | Mode-batch-place | Competency No. | Alignment/ Integration | Topic-papcr2-marks.1,2,5,10 | Teacher |
|---|-------------------|----------------|------------------------|--|-------------|
| Week 8 30.3.21 Tuesday 9.30 am | Lecture-All- Audi | 47.10,11,12 | Gen surgery | Spleen, Portotyst anastomosis, hemetecistis | Dr RAG |
| 10.30am | VSGT | | | | |
| | D -DHS | 47.5 | Gen surgery | Liver,Gall bladder,Spleen,Pancreas, | Dr VVK |
| | F -DRI | 53.2 | Orthopedics | Male pelvis,related joints | Dr RRR |
| | H -MUS | 53.3 | Radiology, gen surg | Related radiology:Cholecystitis,applied anat | DrMAM |
| | B -HLS | 54.2 | Pathology, pediatrics | M-Liver,GB,Pancreas E-Hepatobiliary dev | Dr JSC |
| | A -SH | 54.3 | | | |
| | C -HLN | 52.1 | | | |
| 11.30am | VSGT | | | | |
| | C -DHS | 47.5 | Gen surgery | Liver,Gall bladder,Spleen,Pancreas, | HO |
| | E -DRI | 53.2 | Orthopedics | Male pelvis,related joints | HO |
| | G -MUS | 53.3 | Radiology, gen surg | Related radiology:Cholecystitis,applied anat | HO |
| | H -SH | 54.2 | Pathology, pediatrics | M-Liver,GB,Pancreas E-Hepatobiliary dev | Dr Arhoddin |
| | A -HLS | 54.3 | | | |
| | B -HLN | 52.1 | | | |
| | | 52.6 | | | |
| 2.30 p.m. | | | | | |
| ----- LUNCH BREAK ----- | | | | | |
| 1.30 p.m. | VSGT | | | | |
| | B -DHS | 47.5 | Gen surgery | Liver,Gall bladder,Spleen,Pancreas, | Dr PMM |
| | D -DRI | 53.2 | Orthopedics | Male pelvis,related joints | Dr DNK |
| | F -MUS | 53.3 | Radiology, gen surg | Related radiology:Cholecystitis,applied anat | DrRAG |
| | H -HLS | 54.2 | Pathology, pediatrics | M-Liver,GB,Pancreas E-Hepatobiliary dev | Dr MGL |
| | A -HLN | 54.3 | | | |
| | | 52.1 | | | |
| | | 52.6 | | | |
| 2.30p.m. | VSGT | | | | |
| | A -DHS | 47.5 | Gen surgery | Liver,Gall bladder,Spleen,Pancreas, | HO |
| | C -DRI | 53.2 | Orthopedics | Male pelvis,related joints | HO |
| | E -MUS | 53.3 | Radiology, gen surg | Related radiology:Cholecystitis,applied anat | HO |
| | G -HLS | 54.2 | Pathology, pediatrics | M-Liver,GB,Pancreas E-Hepatobiliary dev | Dr MRK |
| | H -HLN | 54.3 | | | |
| | | 52.1 | | | |
| | | 52.6 | | | |

Dr. J.S.Charamia,
Co-ordinator, I MBBS
CompuSet by Dr JSC)

Dr V.V. Kulkarni,
Dr. D. N. Khedekar
Dr Motiram Khandode
Associate Coordinators

Dr. M. Natarajan,
Professor and Head,
Department of Anatomy
LTMCMC & GH, Sion.

Handwritten signature and scribbles